

Step 01: RPSU Website (<http://rpsu.edu.bd/>)

The first ever university  Narayanganj

COVID-19 | [KWT](#) | [ERP Software](#) | [E-Library](#) | [Webmail](#) | [Student](#) | [Career](#) | [Gallery](#)

 **Ranada Prasad Shaha University**
-an institution of Kumudini Welfare Trust of Bengal (BD) Ltd

[Home](#) | [About Us](#) | [Academic](#) | [Faculty](#) | [Management](#) | [Admission](#) | [Contact](#) | [Apply Online](#)






Waiting for www.fa...

Step 02:Go to Apply Online


Apply Online



UNDERGRADUATE

- Admission Requirement
- Payment Process
- Application Form**
- Admit Card
- Admission Result
- Payment Procedure for Final Admission
- Payment Form
- Course Reg. from ERP Account

(You can print admit card within 24 hours of your online registration
-Save your transaction number)



GRADUATE

- Admission Requirement
- Payment Process
- Application Form
- Admit Card
- Admission Result
- Payment Procedure for Final Admission
- Payment Form
- Course Reg. from ERP Account

(You can print admit card within 24 hours of your online registration
-Save your transaction number)

Step 03: Application Form

Application Form

Personal Information

Profile Picture*

No file chosen

Name*

Father Name*

Mother Name*

Student Contact No*

Step 04: Application Form(Cont.)

Emergency Contact No*

Email

Postal Address*

For Example: House, Road, Post Office, District

Source*

Former RPSU Student

Educational Information

Exam*	Board/University*	Group/Degree*	GPA/CGPA/Div./Class*	Year of Passing*
SSC	Dhaka	----- Select -----		
HSC	Dhaka	----- Select -----		
Bachelor	----- Select -----			
Masters	----- Select -----			

Step 05: Application Form(Cont.)

SSC Mark Sheet* (Format: your_ssc_roll.jpg)

No file chosen

HSC Mark Sheet* (Format: your_hsc_roll.jpg)

No file chosen

Admission Information

Session*

Session Summer 2020

Programme*

----- Select -----

Additional Information

Payment Method*


Rocket

Payment Transaction No* ****Note: Please pay BDT 500 only and collect your transaction number. For Rocket at 2760 (Enterprise) or For Bkash, at 01709667122.**

I hereby declare that all information mentioned above is true and i will take full responsibilities for providing any false information.

Step 06: Now student find Admit Card


Apply Online



UNDERGRADUATE

- Admission Requirement
- Payment Process
- Application Form
- Admit Card**
- Admission Result
- Payment Procedure for Final Admission
- Payment Form
- Course Reg. from ERP Account

(You can print admit card within 24 hours of your online registration
-Save your transaction number)



GRADUATE

- Admission Requirement
- Payment Process
- Application Form
- Admit Card
- Admission Result
- Payment Procedure for Final Admission
- Payment Form
- Course Reg. from ERP Account

(You can print admit card within 24 hours of your online registration
-Save your transaction number)

Step 07: Click Admit Card and find a form

Admit Card

Your Roll Number

Your Contact Number

Show Admit Card

Step 08: Student find his/her Admit Card



**Ranada Prasad Shaha
University**
— an institution of Kumudini Welfare Trust of Bengal (BD) Ltd.

Admit Card

1. Name : Rahim
2. Roll No : 20A20006
3. Session : Summer 2020
4. Programme : BA (Hons.) in English
6. Exam Date :
7. Time : (Reporting Time: 09:30 AM)




Authorized Signature

Print

Signature of the Applicant

Step 09: Student Check Admission Result


Apply Online



UNDERGRADUATE

- Admission Requirement
- Payment Process
- Application Form
- Admit Card
- Admission Result**
- Payment Procedure for Final Admission
- Payment Form
- Course Reg. from ERP Account

(You can print admit card within 24 hours of your online registration
-Save your transaction number)



GRADUATE

- Admission Requirement
- Payment Process
- Application Form
- Admit Card
- Admission Result
- Payment Procedure for Final Admission
- Payment Form
- Course Reg. from ERP Account

(You can print admit card within 24 hours of your online registration
-Save your transaction number)

Step 10: Click Admission Result



Ranada Prasad Shaha University

-- an institution of Kumudini Welfare Trust of Bengal (BD) Ltd.


Admission Result

1. Name : Rahim
2. Roll No : 20A20006
3. Session : Summer 2020
4. Programme : BA (Hons.) in English
5. Total Marks : 70
6. Merit Position : 1
7. Status : Qualified

Print

Step 11: Payment Procedure


Apply Online



UNDERGRADUATE

- Admission Requirement
- Payment Process
- Application Form
- Admit Card
- Admission Result
- Payment Procedure for Final Admission**
- Payment Form
- Course Reg. from ERP Account

(You can print admit card within 24 hours of your online registration
-Save your transaction number)



GRADUATE

- Admission Requirement
- Payment Process
- Application Form
- Admit Card
- Admission Result
- Payment Procedure for Final Admission
- Payment Form
- Course Reg. from ERP Account

(You can print admit card within 24 hours of your online registration
-Save your transaction number)

Step 12: Payment Procedure



Ranada Prasad Shaha University
— an institution of Kumudini Welfare Trust of Bengal (BD) Ltd.

After successfully qualified on admission test

Please pay an Admission fees for confirm your admission on this semester/trimester.

- 1. For Undergraduate**
Admission Fees: 8,000/- BDT
- 2. For Graduate**
Admission Fees: 10,000/- BDT

N: B: You have to pay 1.20% bKash charge of total fees.

Payment Method



- Dial *247# from your bKash enabled handset
 - Select '3' for Payment
 - Enter bKash Merchant Account Number 01709667122
 - Enter Payment Amount (BDT.....)
 - Enter Payment Reference (Student **Roll** Number)
 - Type '1' for Counter No.
 - Enter bKash PIN number for confirming payment
 - You will receive a payment confirmation message
- Select "Payment" icon from APP home screen
 - Enter bKash Merchant Account Number 01709667122
 - Enter Payment Amount (BDT)
 - Enter Payment Reference (Student **Roll** Number) & bKash PIN number
 - "Tap & Hold" bottom of the APP for confirming payment
 - You will receive a payment confirmation message

After paying your fees please submit required information on "**Payment Form**"

N: B:

Within 24 hours of your submitting "**Payment Form**" you will get an ID & Password via SMS. (If you will not get an ID & password within 24 hours please contact 01709667104 from 10 am to 3 pm.

After you will get an ID & password please login RPSU ERP account.



Step 13: Click Payment Procedure

Payment Procedure

Roll No*

Payment Method*

Payment Transaction No* ****Note: Collect your transaction number. For Bkash, at 01709667122.**

Transaction Mobile Number

Submit



You will get a confirmation SMS

THANK
YOU